

Note:

- (1). The power supply's neutral (N) is connected to terminal #1, and the live (L) is connected to terminal #7.
- (2). The live (L) is connected to terminal #3 for Open-direction operation, While the live (L) is connected to terminal #4 for Close-direction operation.
- (3). Terminals #3 and #4 cannot be powered simultaneously.
- (4). Do not parallel wire multiple actuators together without using an extra relay. Otherwise, please add Isolating Relay Module into actuator.
- (5). Actuator by default is in fully open position.

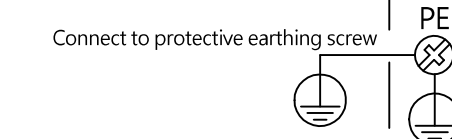
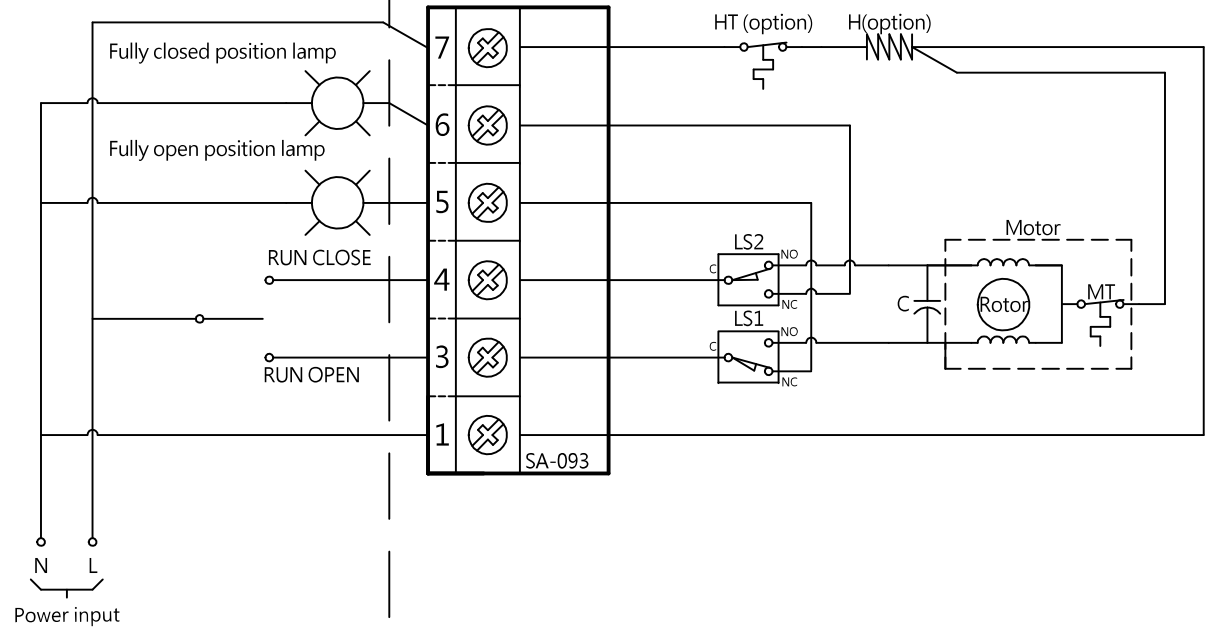
Symbol	Contact	Position	
		Fully Open(CCW)	Fully Closed(CW)
LS2	COM-NC	---	●
LS2	COM-NO	●	---
LS1	COM-NC	●	---
LS1	COM-NO	---	●

Wiring Diagram NO: 01-020-18-02-02-01-3-069

Rev	1.0	Signature	Date	OMI、OMA、OMAM Power Input : 220~240VAC 1-Phase Floating Control 30% Duty Cycle
Designed				
Drawn	Ming Hung	2023/12/04		
Checked	Ming Hung	2023/12/04		
Approved				



SUN YEH ELECTRICAL IND. CO., LTD.
 TEL: +886-4-2698-5666
 FAX: +886-4-2698-1258



For customer connecting reference

ACTUATOR

- LS -- Limit switch
- MT -- Motor thermostat
- C -- Capacitor
- H -- Heater
- HT -- Heater thermostat

Note:

- (1). The power supply's neutral (N) is connected to terminal #1, and the live (L) is connected to terminal #7.
- (2). The live (L) is connected to terminal #3 for Open-direction operation, While the live (L) is connected to terminal #4 for Close-direction operation.
- (3). Terminals #3 and #4 cannot be powered simultaneously.
- (4). The terminal block "#A~#F " needs to use resistive load and should not exceed 3A at 250V.
- (5). Do not parallel wire multiple actuators together without using an extra relay. Otherwise, please add Isolating Relay Module into actuator.
- (6). Actuator by default is in fully open position.

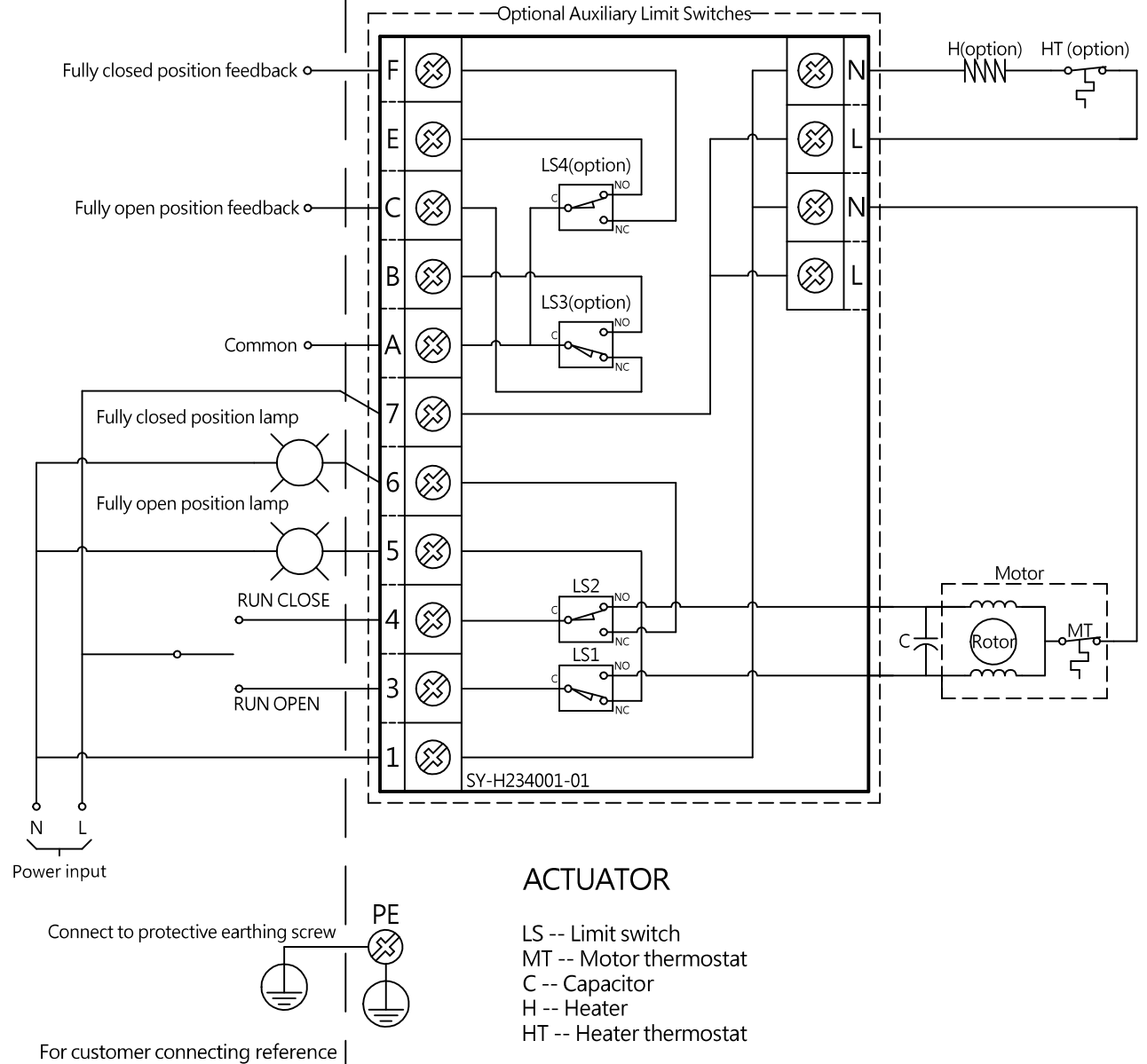
Symbol	Contact	Position	
		Fully Open(CCW)	Fully Closed(CW)
LS2	COM-NC	-----●-----	-----●-----
LS2	COM-NO	-----●-----	-----●-----
LS4	COM-NC	-----●-----	-----●-----
LS4	COM-NO	-----●-----	-----●-----
LS1	COM-NC	-----●-----	-----●-----
LS1	COM-NO	-----●-----	-----●-----
LS3	COM-NC	-----●-----	-----●-----
LS3	COM-NO	-----●-----	-----●-----

Wiring Diagram NO: 01-020-18-02-02-01-3-069

Rev	1.0	Signature	Date	OMI、OMA、OMAM Power Input : 220~240VAC 1-Phase Floating Control 30% Duty Cycle
Designed				
Drawn	Ming Hung	2023/12/04		
Checked	Ming Hung	2023/12/04		
Approved				



SUN YEH ELECTRICAL IND. CO., LTD.
 TEL: +886-4-2698-5666
 FAX: +886-4-2698-1258



ACTUATOR

- LS -- Limit switch
- MT -- Motor thermostat
- C -- Capacitor
- H -- Heater
- HT -- Heater thermostat

For customer connecting reference